

Employment & Skills

in your area

1 Employment/unemployment/economically inactive in 2013/14

a. Employment rate (% of all people aged 16-64)



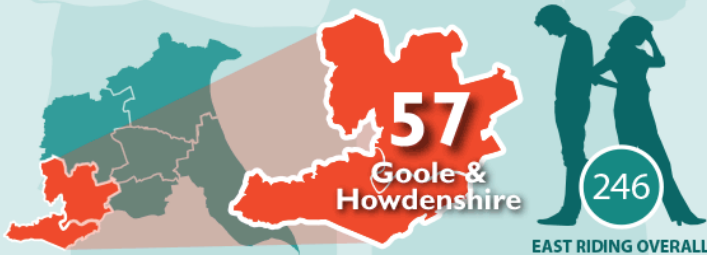
b. Unemployment rate (% of economically active aged 16-64)



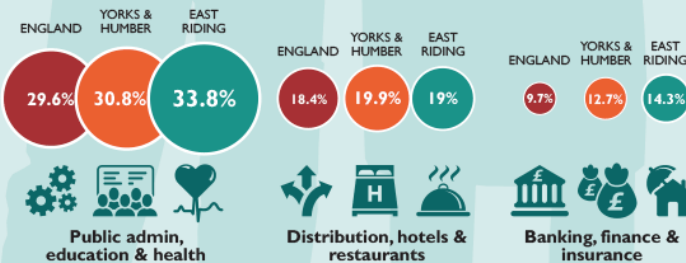
c. Economically inactive (% of all people aged 16-64)



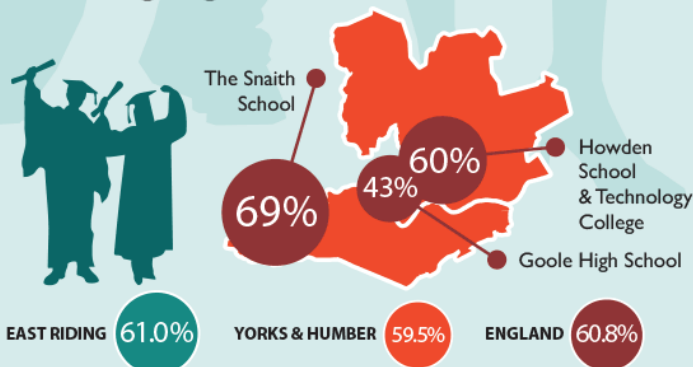
2 Number of 16 to 19-year-olds not in education, employment or training in 2013



3 Top 3 Employment Types in 2014 (%)



4 % Achieving 5+ A*-C GCSEs (or equivalent) including English & Maths in 2013



1. Source: Annual Population Survey 2014
2. Source: East Riding Connexions 2013

3. Source: Annual Population Survey 2014
4. Source: Department for Education

Click on the links below for further information...

[Economic Activity](#)

[Economic Inactivity](#)

[Hours and Earnings](#)

[Unemployment](#)

[Out of Work Benefit Claimants](#)

[Participation of 16 and 17 year olds in Full Time Education and Work Based Learning](#)

[Employment by Role](#)

[Employment by Industry](#)

[Public/Private Sector Employment](#)

[Businesses](#)

[Pupil Attainment](#)

[Pupil Absences](#)

[School Performance Tables](#)