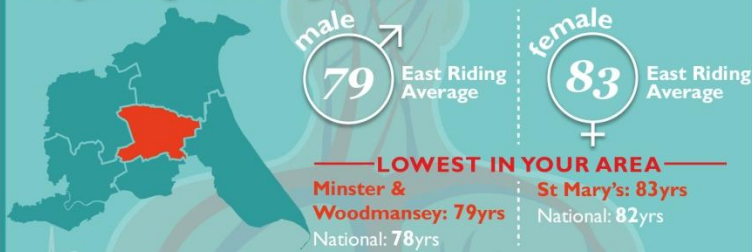


Health in your area

1 Life Expectancy Beverley 2006-2010



2 Premature Deaths (under 75 yrs) 2010-2012

Percentage of premature deaths caused by cancer, heart disease or stroke

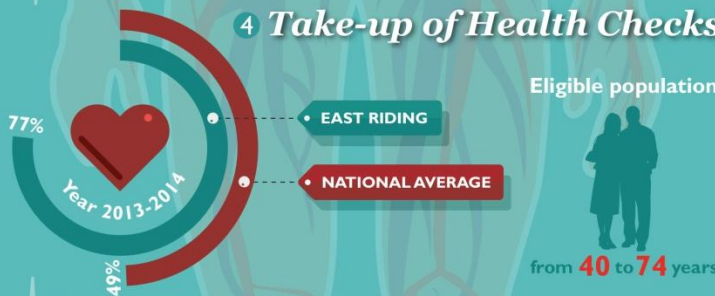


3 Smoking Quits East Riding of Yorkshire

Target number



4 Take-up of Health Checks

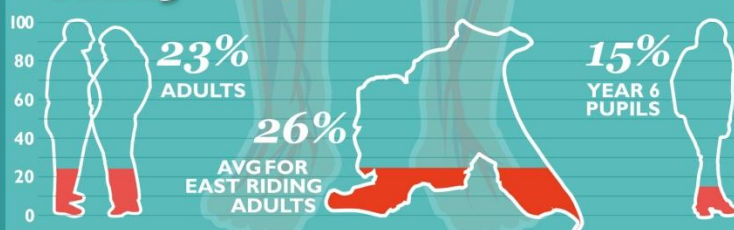


5 Hospital Admissions (alcohol)

Alcohol-related admissions per 100 000 population in single year



6 Obesity Beverley



Click on the links below for further information...

[Life expectancy figures for wards in the East Riding](#)

[Mortality rate figures for the East Riding, Humber, Yorkshire & the Humber, and England](#)

[Find out more about the help available to stop smoking](#)

[Hear from those who quit using the stop smoking service](#)

[Find out what a health check involves and how to arrange one](#)

[Further information about health checks on the NHS website](#)

[Predicted figures for alcohol dependency in the East Riding, Humber and England](#)

[Find out about the help available for those who are dependent on alcohol](#)

[Obesity figures for 4-5 year olds and 10-11 year olds in the East Riding, Humber, Yorkshire & the Humber and England](#)

[NHS advice on food, eating a healthy diet, losing weight and healthy recipes](#)

[Find out about healthy lifestyle programmes available locally](#)

1. Source: www.localhealth.org.uk

2. Source: www.localhealth.org.uk

3. Source: City Health Care Partnership (CHCP)

4. Source: East Riding of Yorkshire Council

5. Source: www.lape.org.uk

6. Source: www.localhealth.org.uk